




Dated Journal

Netherlands Philately  
19942 Traditions Dr.  
Olympia Flds, IL 60461-1082

# NETHERLANDS PHILATELY




A S N P




Magazine of the American Society for Netherlands Philately


**Volume 34/5**

---





# NETHERLANDS PHILATELY



Magazine of the American Society for  
Netherlands Philately; Volume 34/5

## Magazine Editor

Hans Kremer  
50 Rockport Ct.  
Danville, CA 94526  
hkremer@usa.net

## President

Ed Matthews  
406 Yale Crescent  
Oakville, Ontario  
Canada L6L 3L5  
yehudamatt@sympatico.ca

## Vice President

Dries Jansma  
111 Poplar Loop  
Flat Rock, NC 28731-9793  
dries@bellsouth.net

## Treasurer

Tom Harden  
3015 Harmony Lane #104  
Muscatine, IA 52761  
tlharden@machlink.com

## Membership Secretary

Jan Enthoven  
221 Coachlite Ct. S.  
Onalaska, WI 54650  
jenthoven@centurytel.net

## Corresponding Secretary

Marinus Quist  
116 Riverwood Drive  
Covington, LA 70433

## Board of Governors

Jan Enthoven  
Onalaska, WI  
John Hornbeck  
Washington D.C.  
George Vandenberg  
San Jose, CA

## Auction Manager

Hans Moesbergen  
12739 W. Wilshire Drive  
Avondale, AZ 85392-6563  
hans@moesbergen.net

## Librarian

Paul Swierstra  
199 Chestnut Street  
San Carlos, CA 94070-2112  
paulhoxwier@yahoo.com

## Advertising Manager

Max Lerk  
Maarnse Grindweg 25  
3951 LJ Maarn, The Netherlands

## British Representative

Richard Wheatley

## German Representative

Dr. A Louis

## Dutch Representative

Max Lerk

May 2010

## Editor's message.

The summer months are ahead of us, but we philatelists never slow down and are already looking ahead to the fall. An important ASNP event will take place, namely the changing of editorship and the associated appearance of a different Magazine, from then on anchored by a digital version. This will have a major impact on how the Magazine will be delivered to you and this in turn affects the cost of a subscription. In the previous Magazine I asked for your help in hearing your preferences. The response has been very tepid, so please have a look at the various options once again (see page ...) and let me know how you would like to receive your copy. Only with sufficient responses can we properly plan. If we have to mail many color hardcopies in-house printing will not longer be an option and either we stay in B/W, or we'll have to greatly increase membership dues.

I also would like to remind you what president Ed Matthews wrote in the March Magazine: This year we are planning to attend SESCAL 2010 from Friday Oct.1 to Sunday Oct.3 at the Los Angeles Airport Hilton Hotel. It is only a short shuttle bus ride from the airport. The Airport Hilton has set aside rooms for attendees at a special rate of \$85 + tax / night. Self-parking is also available at \$7 / day. We are planning on having dinner together on Friday night for, most likely, out-of-towners, and Saturday evening a more formal dinner for all attendees.

About 100 exhibition frames are available and it would be great to see some of you show some favourite part of your collection.

Give this some serious thought and plan to attend, maybe even exhibit! See you in Los Angeles!

Hans Kremer

## Table of Contents

Editor's Page	107	Philatelic Events & Auctions	120
Transmitting Petty Cash using Extra Stamps affixed to Postcards	108	Short Notes	121
German Censor Mark Codes	116	Epilogue: Western New Guinea	
A Registered Cover of 1891	117	Postal History	123
From the Membership Secretary	119	Websites Worth Visiting	124
From the Auction Manager	120	Recent Publications	125
		Magazine Reviews	127
		Recent Issues	129

ASNP is a nonprofit organization registered in the State of Illinois.  
Founded in 1975 by Paul van Reyen

Netherlands Philately is published 6x per year by the American Society for Netherlands Philately

©Copyright 2010, the American Society for Netherlands Philately (opinions expressed in the various articles in the Magazine are those of the authors and not necessarily endorsed by ASNP or this Magazine)

ASNP is affiliate No. 60 of APS  
Advertising rates per issue are \$50 for a full page, \$30 half page and \$20 for a quarter page.

## Transmitting Petty Cash using Extra Stamps affixed to Postcards

by Diny Beereboom

[Translation by Hans Karman MAP, from an article published in Dutch in "De Postzak" number 205 of November 2008. Permission granted by the Journal and the Author.] Translated version published in the The Asia Pacific Exhibitor; magazine of the interNational Association for Philatelic Exhibitors (www.nape.info).

### Introduction

Paying small amounts of money via the bank is in these modern times is very normal. Using the Internet it is possible to transfer small amounts of money without leaving the house.

Prior to 1936, a trip to the post office was needed when we had to transfer small amounts of money, no matter how small. On 1 April 1936, an official regulation came into effect which allowed transferring petty cash (within the Netherlands) by adding valid postage stamps on a postcard.

According to the regulation the stamps had to be affixed to the address side of the postcard. These were invalidated in the usual way with normal date cancellers.

### Precursors

In the 1925 Postal Decree (Staatsblad\* 396) nothing was mentioned yet about this method of transmitting petty cash. Article 10 of the Decree only mentioned transmitting money using money orders.

However, the Dutch Red Cross had in 1924 implemented a system to solicit small financial contributions by adding additional stamps to postcards. A special folded postcard was designed, which consisted of a printed matter postcard with an attached reply card.

The printed matter half was printed on both sides. On the address side (Fig.1) was a request for a donation for peace-efforts and an explanation of the manner that allowed this to be done simply. The respondent was also asked to give two names of people to who the Red Cross could send a similar card. In this way they tried to interest more people to support a fund-raising drive.

On the reverse (Fig.2) an explanation of the work of the Red Cross was printed.

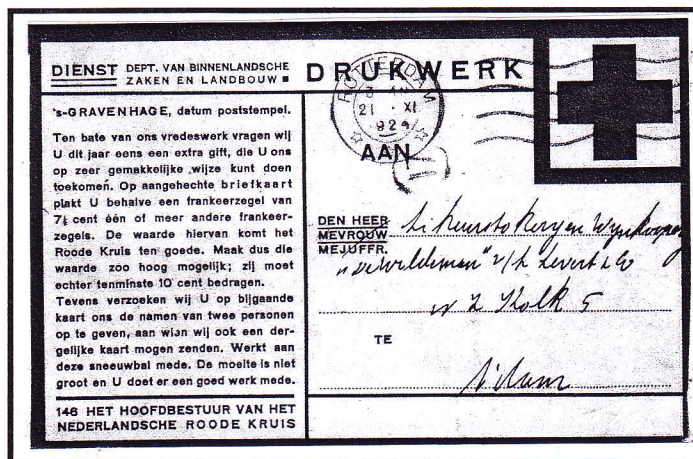


Fig.1 Address side of the Printed Matter card sent as official mail from the Dutch Red Cross.

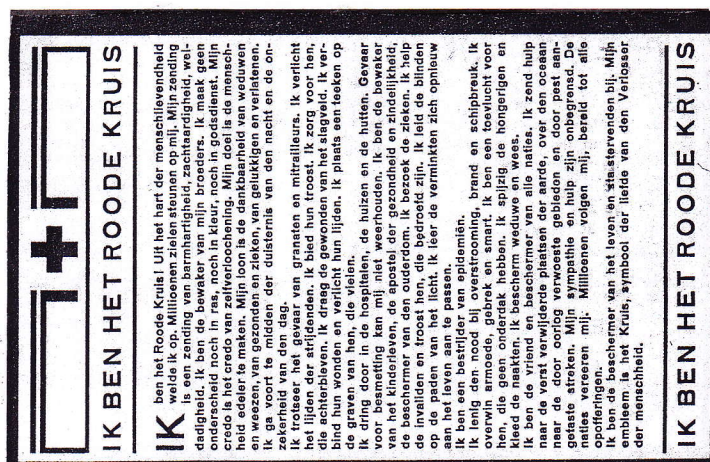


Fig.2 Reverse of the Printed Matter card explained the peace efforts of the Red Cross with the heading "I am the Red Cross"

The reply half was also printed on both sides. The front (Fig.3) carried a request to affix, in addition to the regular postage of 7 1/2 cents - the standard rate for a postcard - stamps of at least 10 cents as a contribution to the peace work of the organisation. On the reverse of the reply card (Fig.4) the sender could supply the two names requested.

The Crisis Postcards issued in 1933, also belong to the forerunners. After the crash on Wall Street in October 1929, unemployment and poverty resulted worldwide, also in the Netherlands. Therefore the government established the National Crisis Committee (NCC) at the end of 1930. That Committee issued the three Crisis Postcards in January 1933:

- o A card of 3 cents for local use (intra-city), with a surcharge of 2 cents for the NCC;
- o A card of 5 cents of intercity use, with a surcharge of 3 cents;
- o A card of 7 1/2 cents for use to foreign destinations, with a surcharge of 3 1/2 cents.

On 3 October 1933, the Crisis Postcards could be used as contributions to a contest organised by the NCC.

To become eligible for a prize a contribution had to be made by means of extra stamps affixed to the postcard.

As only Crisis Postcards were eligible, the NCC won both ways: the sale of Crisis Postcards as well as the extra stamps added to the cards brought in small amounts of money for a good cause.

The competition was publicised by the Dutch AVRO radio station together with the Dutch newspapers, and the KRO (Dutch Catholic Radio) made her transmitters available. Ten short stories were broadcast and had to be combined with ten pictures printed in the newspapers into a list of letters and numbers.

At this time, however, there were no rules regarding the transmission of petty cash by means of extra stamps. At first it was agreed to deliver 25 cents of extra stamps per card to the committee. Existing legislation would not permit that type of transaction.

It required a Royal Decree to enable a regulation that petty cash could be collected by means of extra stamps attached to the crisis cards. On 2 October 1933, Queen Wilhelmina signed this Royal Decree. The same day the Queen's office informed the Dutch PTT by phone of the signed decree. The final regulation ruled that at least 25 cents in extra stamps had to be affixed, but that the total value of extra stamps would be paid to the NCC. The value of the required postage, without the extra stamps, was paid to the PTT. In addition, the NCC paid one guilder per 1000 postcards to the PTT for administration costs. The regulation was not published in the Staatsblad until 13 October 1933; ten days after the contest was held.

The highest amount of extra stamps affixed was 25 Guilders.



Fig.3 On the reply card, to be franked with 7 1/2 cents, room was reserved for affixing additional stamps for support of the work of the Red Cross.

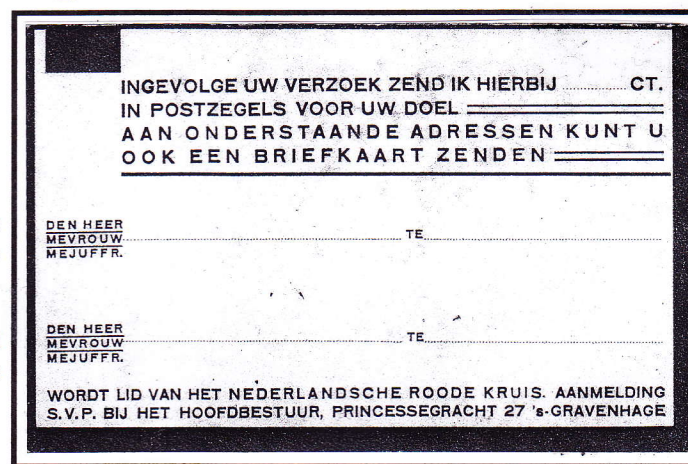


Fig.4 The reverse of the postcard with space to supply two names of other potential contributors.



Fig.5 The front of a crisis postcard sent in October 1933, with 25 cents of extra stamps affixed for the benefit of the Crisis Committee.

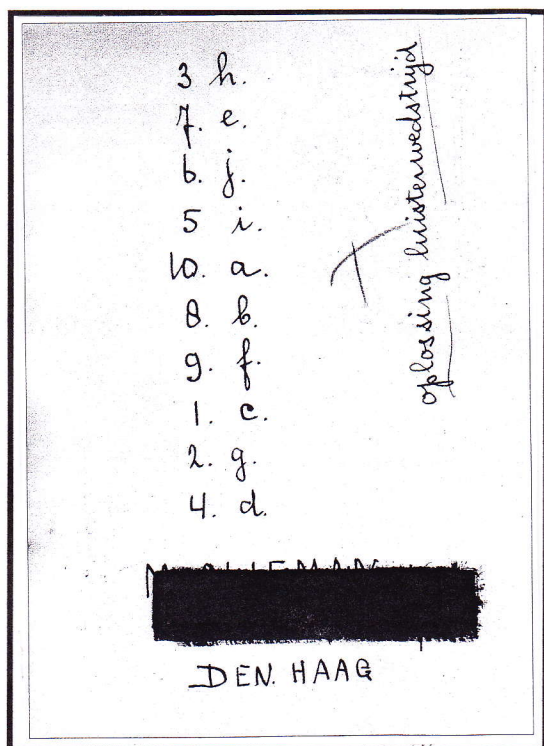


Fig. 6 The reverse of the postcard of fig. 5 with the solution of the competition. On archived postcards the PTT made the address unreadable for privacy reasons.

All the crisis cards remained the property of the PTT, but via Government Auctions about 13,000 cards were auctioned off to the public. The income created by these auctions was also credited to the NCC. For reasons of privacy, the names and addresses of the sender were made unreadable on the front and the back of the cards (Fig.5 & 6).

### The Official Regulation

Once the question of the crisis postcards was resolved using a one-off Royal Decree, the need for a permanent regulation remained. A new article was added to the Postal Decree of 1925. This article 10bis was effective as of 1 April 1936, and stated:

*The transmission of petty cash may be permitted on terms determined by the Director-General of the PTT, in cases allowed by him, in the manner described in detail in the following paragraph, exchanging for cash postcards with valid extra postage stamps affixed by the sender to postcards sent through the mail.*

*Upon presentation of such postcards, except for the hereafter determined amount, cash will be delivered for the total value of stamps and stamp imprints, after deducting postage and dues owed for transmission, on the understanding that the amount to be paid does not exceed one guilder per postcard. For every presented card a redemption amount of one cent will be retained.*

Thus after 1 April 1936, the transmission of petty cash via extra stamps was regulated. This regulation was not meant purely for aid organisations or charities, but served also in the general interest: orders could be processed this way, and memberships could be paid.

Whenever an aid organisation, a charity, a company, club or shop wanted to make use of this regulation, they had to have a permit.

One applied in writing for such a permit to the Director-General of the PTT. The application could be for a continuing permit, or for a permit for a specific period. For the latter the exact duration of the period had to be stated. Other required data was:

- o The purpose for which the amounts were to be transmitted
- o The number of postcards that would be presented for collection each month.

The Director-General could refuse to issue a permit, or could withdraw permits, if in the judgement of the Director-

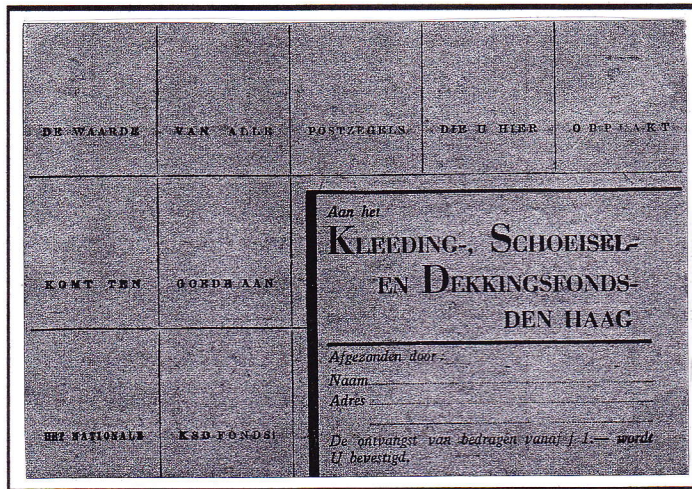


Fig. 7 For the National "Clothing, Footwear and Blankets Fund" of 1938, under the auspices of the Ministry of Social Services, the Post Office diverged from the Regulations. The Post as a whole supported this Action by issuing, almost at the end of the Action, a postcard that could have stamps affixed. The value of the affixed stamps was totally for the benefit of the Fund. Therefore no postage was payable, and no administration costs were deducted.

General the interest of the PTT was being damaged.

Every office that had to deal with a permit issued by the Director-General, received instructions on

the processing. Since every permit aimed at a specific purpose, the permits issued by the Director-General of the PTT, were adapted to the purpose for which the permit was requested. Therefore the rules were not detailed in the regulations. Most of the issued permits were valid for a limited time.

The valid stamps affixed on the postcards for transmitting petty cash were cancelled at the office of origin and the cards with the affixed stamps were delivered to the addressee. The addressee accumulates the postcards, and once per month the postcards were exchanged at the General Post Office at a time agreed upon with the director. The addressee was then paid the total amount for the additional stamp(s) affixed to the accumulated postcards (less fees etc).

Number of approved permits (1936-1939)	97	
Still active in 1939		30
Objectives		
Promoting Social Issues	28	7
Church or Religious Objectives	21	10
To Improve Art or Associations	19	2
For the Delivery of Goods	16	6
For Payment of Membership Dues	9	5
Miscellaneous	4	0

Table 1

Postcards with identical payment values had to be bundled in bundles of 50 cards.

Fig. 8 On this postcard of the clean-up issue of 1945 the small amount of 30 cents for the benefit of the Red Cross was sent on 2 January 1946.

Each bundle had to carry a label with:

- o The name and address of the claimant
- o The number of cards
- o The amount for each card
- o The total amount

The office where the cash was exchanged had to observe the regulations and check everything.

Any differences had to be settled. The amount paid out was recorded on form P28, together with the total number of turned in postcards. If the number of postcards was very large - 10,000 or more - then the checking was not done



at the office of the exchange, but the cards and the accounting to the addressee were forwarded to the head office department 7a. Here the staff had experience in dealing with such large quantities, since they were responsible for the accounting of the income from all National collection offices.

The payment per postcard was assessed as follows: the total value of the postcard, including postage and dues plus the additional stamps for the petty cash, was reduced by the postage and the dues for sending the postcard. In addition a charge was retained, the so-called Redemption Charge, which was credited to the PTT. The Redemption Charge and the maximum amount allowed for exchange were adjusted through the years for inflation, and therefore the amounts were continually adjusted.

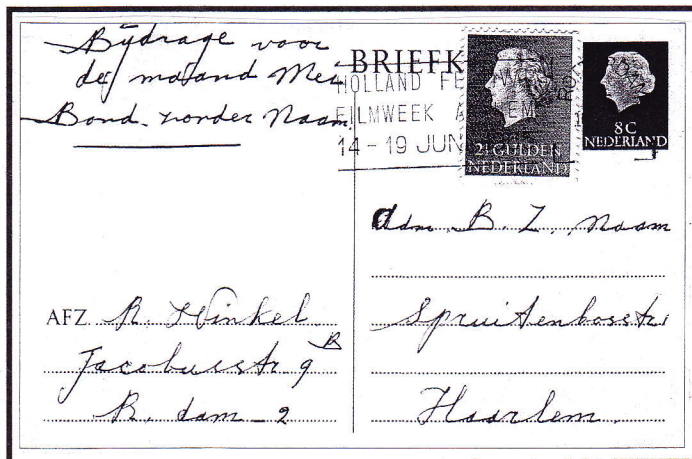


Fig. 9 Postcard of 10 May 1965 with the solution of a contest from the Association Without Name (Dutch: B[ond] Z[onder] Naam). The maximum allowable amount of Fl 2.50 was contributed.



Fig. 10 Postcard of 31 March 1971: The Tax Office (Dutch: Belasting) also had a permit to allow petty cash to be sent.

### Exceeding the Allowable Amount for Exchange

Initially the chief administrator could give permission to consider postcards on which, because of lack of knowledge, too high a value of extra stamps had been affixed, as two postcards.

An example was given of an intercity postcard in 1940, on which, instead of the maximum amount of stamps of fl 1.00, an amount of fl 1.40 had been affixed: the postcard value was "split" in two, e.g one card value of fl 1.04 and one of fl

0.36. The pay-out of the cards, after deducting postage (3 cent) and the commission (1 cent) would be fl 1.00 + fl 0.32 = fl 1.32.

It was not until August 1952, that instructions were published in regard to exceeding the maximum amount.

Service Order DO H.291 of 25 April 1952 emphasized that stamps had to be affixed to the front of the card next to the stamp or cancel. Any stamps affixed to the back should not be cancelled. Such postcards had to be returned to the sender with the necessary details of the reason for rejection.




Fig. 11 Postcard from 1972 with extra stamps of Fl 2.50 for an order for a dress pattern.

Service Order DO H.262 of 6 August 1952, referred to the above regulation, and also dealt with exceeding the allowed maximum amount.

Now those postcards too had to be returned if stamps exceeded the amount due for postage and extra dues plus the current maximum allowed donation had been affixed. Should the stamps already have been cancelled, then the donation amount would be refunded to the sender. No permission from the Chief Administrator was needed. The refunded amount had to be accounted for on form P28. The postcards, after adding a message, had to be attached. Article 1170 of VP 2 and article 220 of the Postal Guide were amended.

Date	Redemption Charge	Maximum Allowable Exchange
01-Apr-36	1 cent	Fl. 1.00
16-Oct-48	2 cents	
01-Apr-57	5 cents	
18-Jul-64	10% of the postage needed to send the postcard	Fl. 2.50
01-Sep-72		Fl. 5.00
01-Oct-77		Fl. 10.00
01-Jan-02		€ 5.00

Table 2

On 29 October 1958 the Director-General added a paragraph to article 43 of the decree of 13 October 1955. It concerned the transferring of petty cash by means of stamps added to postcards; in particular about the request for considering a reduction of the redemption commission. This only could be done by organisations which collected funds for humanitarian or similar purposes. To qualify the following conditions had to be met:

1. The number of exchanged postcards had to be at least 100,000.
2. The request had to be submitted at most three months after the completion of the collection.

This decree became effective on 1 October 1958, and was retrospective to 1 January 1958. For collections made before 1 October 1958 an 'exemption request' could be submitted until January 1959.

In 1977 a request to increase the maximum allowable amount to be transferred per postcard from fl 5 to fl 7 was approved as an exception. This was only for the Marathon Red Cross Word Puzzle Action of the Dutch Red Cross.

However, it resulted in a permanent increase from fl 5 to fl 10 s per 1 October of the same year.

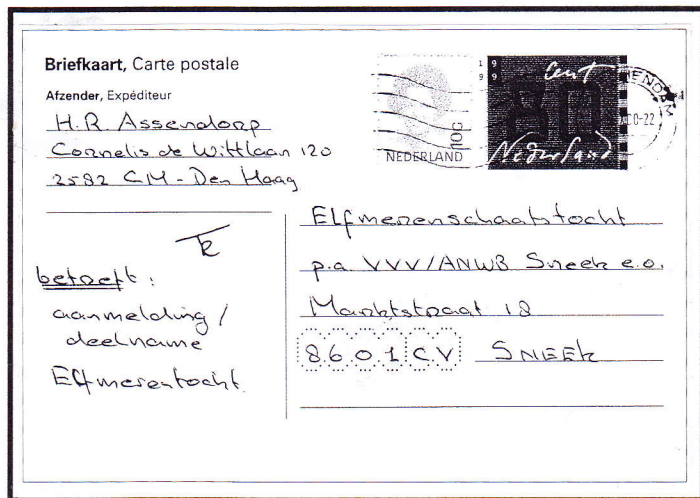


Fig. 12 Postcard from 2000. For participation in the Eleven Lakes Skating Course the maximum amount of fl 10 has correctly, according to the regulations, not been exceeded.

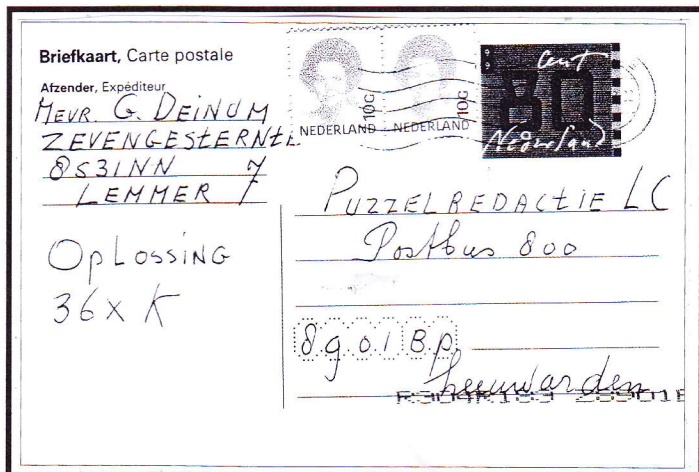


Fig. 13 A nice example of too many additional stamps. This postcard had to be processed according to the regulations and the excess amount had to be refunded to the sender



### Specially Designed Postcards

The postcards that were used in the transferral of petty cash by affixing extra stamps can be separated into:

- o Postal stationery issued in the period concerned
- o Postcards specially designed by permit holders

The permit holders who wanted to distribute cards for the transferral of cash had to submit a printer's proof of the card to the manager of the local post office. The manager checked if the card satisfied all the required rules for this type of postcard.

According to a 1967 publication, the specially designed postcards could not be smaller than 7 x 10 cm and not larger than 10.7 x 15 cm. The thickness of the paper used for their manufacture could not weight less than 120 grams per m<sup>2</sup>.

### The Current Regulations

The transferral of petty cash by means of stamps affixed to postcards was an agreement between permit holders and the PTT, later TPG Post, now TNT.

According to a publication of TNT Post in September 2006, the "Transmitting petty cash by means of affixing stamps" was renamed "Refund Method Charitable Purposes". At the same time the regulations were tightened.

Now only charitable organisations with benefits to the general public can ask for permits to support these organisations by means of affixing stamps. This method of supporting a charitable organisation has to be requested in writing from TNT Post in a so-called Approval Letter. The amount paid out by TNT Post had to go entirely to the charitable organisation

The following regulations are in force:

- o Only the affixed stamps will be paid out, to a maximum of € 5 per postcard,
- o the additional franking has to be at least € 1,
- o only Dutch stamps with denominations in Euros will be paid out.



Fig. 14 The specially designed marathon postcard for the refugee work of the Inter-Governmental Commission for European Migration (ICEM) and destined for participants in the so-called Marathon-competition. The postcard was approved by the PTT and could only be purchased from the ICEM organisers



Fig. 15 Of the Marathon competition, conducted from 1 February to 28 February 1966, no genuinely transmitted marathon postcards are known. This postcard has been provided according to the regulations with a strip of three stamps of the refugee transport issue with a correct cancellation of 12 February 1966, but was not sent. To take part in the competition fl 1.55 had to be paid, made up of fl 1.45 for the refugee committee and fl 0.10 for the postcard. The proceeds of this competition lent support to refugees to pay for the cost of transporting them to the country where they ultimately settled.

Although stamps with cents and guilders denomination can still be used for regular mail franking, you are not allowed to use these stamps from the “guilder period” for the support of charities.

When delivering the postcards accumulated by the charitable organisation, the following rules have to be taken into account:

- o Postcard with identical amounts of affixed stamps have to be bundled. Such bundles must not exceed 100 cards.
- o Every bundle must be provided with a bundle note, with bundle number, number of cards, and total amount.

*Fig 16 The Children's Stamps campaign designed a special postcard each year with a rebus puzzle. By affixing a designated amount using that year's Children's Stamps in the places indicated on the card you could take part in the issued competition. In 1980 fl 2.70 in Children's Stamps had to be affixed*



*Fig. 17 A correctly processed postcard sent to the LC (Leeuwarden Courant [=Newspaper]) Puzzle Editor.*

After checking by TNT Post the total amount, less 10% administration cost, will be paid out to the charitable organisation

**Conclusion**

Despite internet banking it is still possible in 2007 to support charitable organisations by the affixing of stamps to postcards.



*Fig. 18 A card with affixed stamps sent to via FRL (Friesland Regional Mail) to the Puzzle Editor of the LC (Leeuwarden Courant [=Newspaper]). The permit was not valid for the FRL; thus the amount would not have been transmitted to the permit holder.*

\* The Staatsblad is the official government publication in which all governmental decrees are published.

## References

- HPN Crisis Cards, part C17-1 of HPN (Handboek Postwaarden Nederland)). Editors G. Holstege, J. Vellekoop, and R. van den Heuvel
- Ir C Stapel 50 Years Crisis Postcards, "De Postzak" no.135
- Geuzendam Geuzendam's Catalogue of the Postal Stationery of the Netherlands and Overseas Territories, 7th Edition (1997)
- Postgids December 1936
- Tijdschrift Tijdschrift for Posterijen, Telegrafie & Telefonie, January 1940
- PTT Dienst Orders DO H.291, 25 April 1951  
DO H.262, 6 August 1952  
DO H.598, 22 November 1962  
DO H.382, 16 July 1964  
DO H.463, 15 August 1972
- PTT Nieuws 26th Volume June 1958 no. 9  
32nd Volume July 1964 no. 10

### German censor mark codes.



All of us have seen Dutch covers, censored in Germany during WWII.

The 'Oberkommando der Wehrmacht' censor marks usually have a letter in the lower part of the cancel ( a 'b' in the one shown here).

Depending on the town where the letter was censored different codes were used .

What follows is the list of codes and how it relates to a particular town.

Code	City
a	Königsberg
b	Berlin
c	Köln
d	München
e	Frankfurt
f	Hamburg
g	Wien
h	Berlin (PG / POW, after 1944)

A Registered cover of 1891  
by Hans Kremer



Sometimes you come across a cover you had for awhile, had looked at, had admired, but had not really tried to find out what it was all about. This is such a cover.

It was sent in June of 1891 from Scheveningen, primarily known then as the beach resort of The Hague and these days as the location of a major Dutch casino. Its destination was Graudenz in then Germany, currently in Poland (Grudzidz).

Although hard to see, the envelope is a pre-printed one; a grey 12 1/2 cent William III stamp was imprinted on the envelope. In addition it has a red 20 cent 1872 William III issue stamp, an R(egistration)-sticker, and a couple of nice cancellations (small round cancel SCHEVENING:-BADH:, and two numeral cancels 152). Then on the left hand side, from bottom to top, a hand written note: "bevat geene geldwaarde/Tultary(?)". All of this should be enough to do a bit more investigating.

#### The envelop

First the envelop itself. You would think that with Dutch stamps available as of 1-1-1852 and pre-printed postal cards as of 1-1-1872 an imprinted envelop must have been available then too. But no. Although already during the 1860s there was talk about such a product it was not until January 1876 that such envelops were made available at the Dutch postoffices. With Johan Enschedé in charge of printing the Dutch stamps by then (until 1867 they were printed by the Mint in Utrecht) you would expect them also to be ones producing these envelops. But then again they were printers of stamps, not necessary of postal stationery. Thus the envelops themselves were made by Reinhart Schmidt in Elbenstad (near Wuppertal), sent to Johan Enschedé and they in turn imprinted them with either a blue 5 cent or 12 1/2 cent grey William III stamp.

One reason there were imprinted stamps was to avoid the soaking off and reuse of stamps, which of course would cost the PTT revenue. Also buying envelops with pre-printed stamp would be convenient for the PTT's customers. In reality these envelops (and especially the 12 1/2 cent version) were not that popular. A lot of people enjoyed using their own envelops and putting a stamp on it. These envelops (listed as Geuzendam #1 and #2) were valid for 24 years, from 1876 until 1-1-1900. Of the roughly 420,000 12 1/2 cent envelops printed in 1876 (they were all delivered to Enschedé during 1876 in a couple of shipments) only about 80% of them were ultimately sold. Until 1886 one had to pay 13 cent for a 12 1/2 cent envelop, after that two envelops could be bought at the postoffice for 25 1/2 cent. This caused a short spike in sales but soon that tapered off again.

Since the envelop shown here was printed in 1876 and not used until 1891 it is no wonder the imprinted stamp is a bit faded!

Until 1886 registered letters with a declared value had to have wax seals on the back of the envelop, but if no monetary value was enclosed (as is the case here, see handwritten "bevat geene geldwaarde" (contains no monetary value)) these wax seals could be omitted.


On June 11, 1875 the SCHEVENING:- BADH: small round cancel; as well as the 152 numeral cancel were handed out. The numeral cancel had to be used to obliterate the stamp(s) while the small round cancel was used to identify the date and time of day the letter was received at the Badhuisstraat sub-postoffice, prior to sending the letter on its way.



*Scheveningen Badhuisstraat Sub-postoffice*


Small round cancel

The SCHEVENING:-BADH: small round cancel on the cover shows "7-8 N" (between 7 and 8 p.m.) at the bottom. Although the cancel itself was handed out in June 1875, the 'one letter time markers (such as the "N" here)' were not issued until April 1877. There are 18 different time period markers, starting with 12-6 V, and ending with 10-12 N.




Numeral cancel

Scheveningen Badhuisstraat was a sub station reporting to the main Scheveningen postoffice, so it received the same numeral cancel number (152) as the Scheveningen main postoffice. If you have a couple of 152 numerals around you might want to take a look at the pattern of the dots. For Scheveningen's main postoffice the angle is 90 degrees, for Scheveningen Badhuisstraat it is more like 80 degrees, or putting it another way: Scheveningen: Dots are in square pattern, Scheveningen Badhuisstraat: Dots are in a more diamond shape pattern.



*Scheveningen Main postoffice 90 degree pattern*




*Badhuisstraat 80 degree pattern*

Registration marker

We also notice a pink serrated sticker with a big R on it. The R stands for Registration. De Costa a.o mention three basic designs of these serrated stickers. The one shown here is identified as type II-a-1 and 2, used from 1883 till september 1891.

The sticker on the cover shown has a rectangular frame with a height of 27 1/2 mm, while Da Costa a.o only mention 26 1/2 (II-a-1) and 25 mm (II-a-2). I assume that the 27 1/2 version is supposed to be the II-a-1 variety. If anyone has one or more of these please do measure them and let me know what your observations are.



The letter rate to Germany in 1891 was 12 1/2 cent (paid for with the imprinted envelop) while the registration surcharge was 10 cent, paid for with the red 1872 William III stamp.

Refs:

H.E.R. Sandberg, Het ontstaan en de invoering van de Nederlandse enveloppe. Posthistorische Studies # 15, PO&PO, 1991

Geuzendam's Catalogus van de Postwaardestukken van Nederland en Overzeese Rijksdelen, 8th edition. PO&PO, 2008

Cees Janssen, CD-Handboek Nederlandse Poststempels, ISBN: 90-808405-1-3, 2004

O.M. Vellinga, De Poststempels van Nederland 1676-1915, NBPV, 1931, Republished 1990

Da Costa, Rozema, Vos, Aantekening en aangegeven waarde sinds 1850, PO&PO, 1984

**FROM THE MEMBERSHIP SECRETARY.**

Although it is not yet time to renew your membership, it is time to start talking about the upcoming changes and how it will effect membership dues.

As previously mentioned starting with the September 2010 issue we'll hope to be able to publish the Magazine in digital format and in full color. Alex Nuijten (the anticipated new editor) already has put in a lot of work designing the 'new Magazine'. It also involves setting up a new Website with more capabilities and computer space than the current Website.

All this will result in a number of annual membership options and what we currently have in mind is the following:

members	U.S. based members	Canada based based members	Rest of the world
1: You'll receive a notification via email that the ASNP Magazine can be downloaded from the Web.	\$ 10	\$ 10	\$ 10
2: You'll receive a B/W hardcopy in the mail, same as what you have been receiving.	\$ 20	\$ 25	\$ 30 (no change)
3: You'll receive a color copy in the mail	\$ 25	\$ 30	\$ 35

It is hard to gauge what the interest in the various options will be, so we would appreciate it if you could indicate already which option you most likely would choose. If a significant number of members choose option # 1, the printing for the hardcopy members (options #2 and #3) can be done in house, which could bring down the membership costs all around.

Please respond to Hans Kremer, 50 Rockport Ct. Danville, CA 94526 or send him an email at hkremer@usa.net. (HK)

**New member**

Mr. William Upholt #1199

6 Columbia Street

Hartford, CT 06106-1312

1

**FROM THE AUCTION MANAGER:**

<b>Auction 2009</b>	84	\$1.50	98	\$10.60
<b>Description of lots in Vol.34,</b>	85	\$2.00	99	\$55.00
<b>No.2,</b>	88	\$2.50	104	\$17.00
<b>November 2009</b>	89	\$10.00	107	\$17.00
	90	\$25.00	109	\$3.50
	91	\$12.00	110	\$3.35
<b>Item # Sale Price</b>	92	\$1.00		
28 \$21.00	93	\$8.50		
34 \$21.00	95	\$1.60		
76 \$3.50	96	\$6.00		
77 \$3.00	97	\$5.00		
80 \$2.50				

Hans Moesbergen

**2013**

**PHILATELIC EVENTS/AUCTIONS:**

**2010**

May 8-15 International Stamp Exhibition  
Business Design Centre, Islington  
London  
[http://www.london2010.org.uk/  
international-stamp-exhibition](http://www.london2010.org.uk/international-stamp-exhibition)

May 28-30 HERTOGPOST, Brabant hallen  
's Hertogenbosch

Jul.1-4 PHILALUX  
Luxembourg

Aug. 4-12 BANGKOK 2010  
Bangkok, Thailand

Oct. 1-10 PORTUGAL 2010  
Lisbon, Portugal

Oct. 15-17 POSTEX 2010  
Americahal, Apeldoorn

Oct. 22-24 LIMPHILEX XL  
Weert

Oct. 27 - 31 JOBURG 2010  
Johannesburg, S. Africa

**2011**

Feb. 12-18 INDIPEX2011  
New Delhi, India

Apr. 28 -May11 PHILALUX 2011  
Luxembourg

May PARAGUAY 2011  
Asuncion, Paraguay

August PHILANIPPON 2011  
Tokyo, Japan

May 10-19 AUSTRALIA2013  
Melbourne, Australia

**2016**

May 28-Jun 6 NEW YORK 2016  
Jacob Javits Center, New York

**AUCTIONS**

**2010**

May 29 Dutch Stamp 2000, Ede

June 7-8 van Dieten at Hertogpost,  
's Hertogenbosch

Jun. 25-26 Brabantse Postzegelveiling

Sep. 10-11 Brabantse Postzegelveiling

Sep. 20-21 van Dieten

Oct. 7-9 Corinphila (Wiggers de Vries)

Oct. 14 Corinphila (Wiggers de Vries)  
Part 2 of Klaassen collection  
See ad in ASNIP Magazine 34/4

Nov. 4-6 Nederlandsche Postzegelveiling

Nov. 8-10 Rietdijk

Nov. 22 van Dieten (digital auction)

General <http://www.stampshows.com>

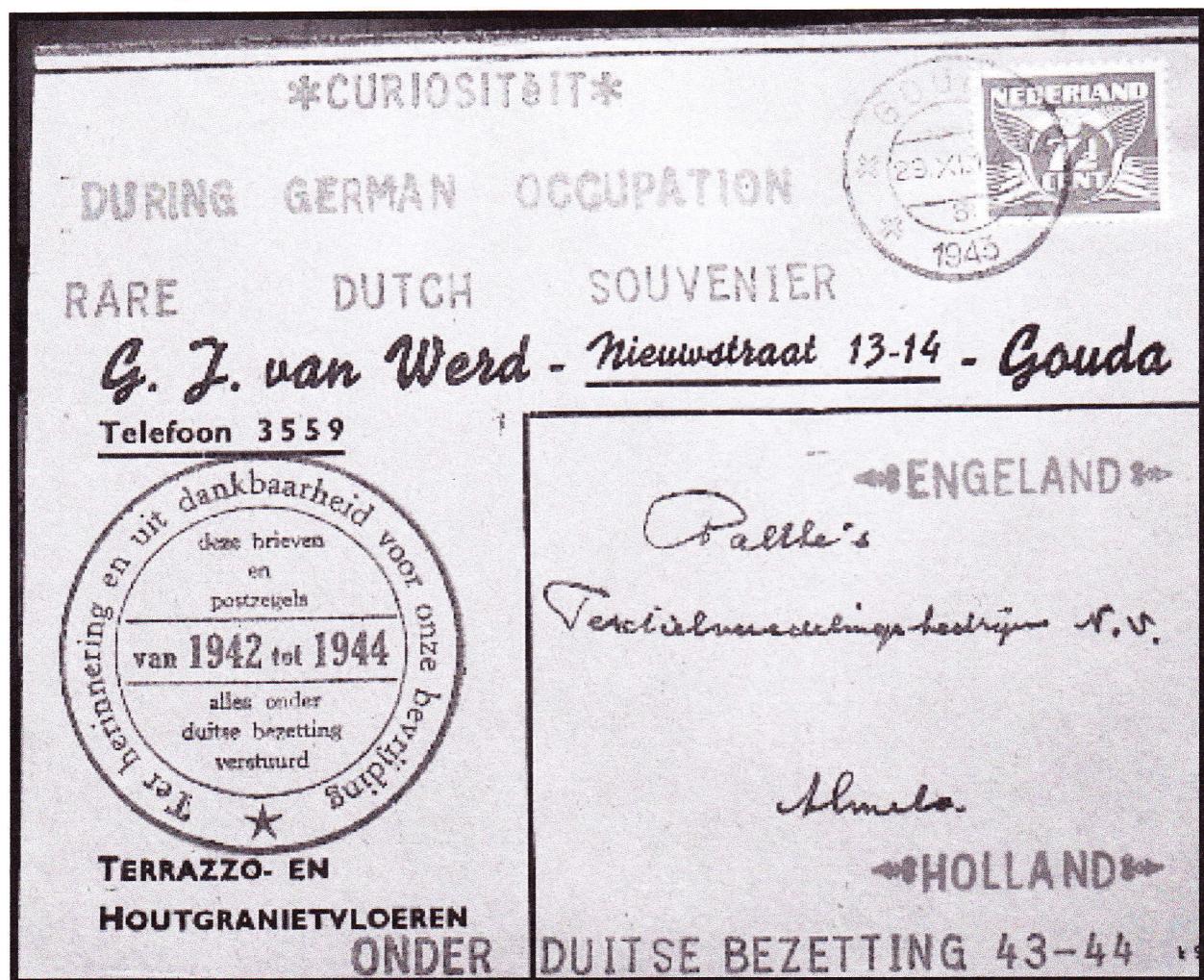
Ongoing Nederlandsche Postzegelveiling  
(Online) [www.ecosta.com](http://www.ecosta.com)

## SHORT NOTES

### Kees Adema on Roll of Distinguished Philatelists

Ex ASNP President Kees Adema has been invited by the Philatelic Congress of Great Britain to sign the Roll of Distinguished Philatelists on July 23 at the Town Hall, Leamington Spa, England, during the Philatelic Congress of Great Britain. As we know, Kees has been awarded various awards for his research and publications about Dutch philately. We congratulate Kees with this award; it shows that although the Netherlands is a relative small country philatelically speaking it belongs to the major leagues due to people such as Kees.

### A blatant misrepresentation



This cover was recently (April 2010) put on Ebay, together with two similar ones. Minimum bid was \$ 0.99 plus \$ 1.25 shipping (from Pennsylvania). They were advertised as "Netherlands 1943 UNUSUAL Germany Occupation Covers". They sold for about \$ 3 a piece.

The circular cancel reads, among other things: 'these letters and stamps between 1942 and 1944 all sent during the German occupation'.

One look at the date of the Gouda cancel and you know you are dealing with a forgery. The date is 29.XI 1943 (November 29, 1943). All three covers had the same address of Palthe in Almelo. Palthe used to be a very wellknown dry cleaning business. The other two covers were sent from different addresses so no way would they



have the same markings on the cover unless these were applied later on by the addressee.

Most likely scenario is that an employee of Palthe saved the envelopes that came into their mailroom and after the German surrender he made a number of cheap rubber cancels and applied these to the various envelopes.

I've seen quite a few of these over the years and how anybody in good conscience can try to sell these as "1943 UNUSUAL Germany Occupation Covers" is beyond me.

**What about those K-numbers on WWII postal stationery?**

In 1996 a list of 'K-numbers' was found. The K-numbers listing consisted of a set of numbers, and for each number there was (if known) a print shop name and location associated with it. The K-numbers were first announced in Article 21 of the Production Guidelines for the Paper Industry. The law was to take effect on July 15, 1941.

Article 21 reads as follows.

Makers of printed matter must, on all paper and carton products, imprint either their company name or a unique identifier (kennummer). The unique identifier (kennummer) will, when requested, be supplied by the Rijksbureau voor Verwerkende Industrieën, Sectie Grafische Industrie, and will be recorded by this institute.

The cover shown here has number K-12, which according to the list refers to Verloop in Alblasserdam. For a complete list of K-numbers go to: <http://home.planet.nl/~terli043/k-nummers/K-nummers.pdf>



**k 12**

## EPILOGUE: WESTERN NEW GUINEA: A POSTAL HISTORY.

The series of articles on the postal history of Western New Guinea, started in 2005, has been completed. Finally, the members will probably say. Still, I hope that I convinced some members to be enthusiastic about the subject.

Hans Kremer was so thoughtful to send me a bundled and bound set of the articles, which gave me the idea to write an epilogue.

On reflecting back it shows that the description "A postal history" properly described the contents. The episodes are no articles in the true sense, but rather a solid / compact chronology of the postal history of the area.

The choice of this approach is coincidental. When I joined ZWP in 1985, then called Zuid West Pacific (South West Pacific) it was a club of mainly New Guinea fanatics. I had no intention to ever participate in an exhibit. Two things changed that I had become involved in the youth division of the Wageningen philatelic club and started assisting the youth in preparing entries to obtain philatelic diplomas and to exhibit. Secondly, I felt drawn in by the call of the then President of ZWP, Frits Bender, that our "youth" should take part in exhibits because of a lack of knowledge of judges relating to the postal history of Dutch New Guinea. He felt that his exhibits were always judged too low, and deserved better. To this end he proposed an annual club exhibition.

I have been participating in exhibitions mainly to promote the postal history of former Dutch New Guinea. This explains why my articles covered all periods. Obviously I could have made a separate exhibit of each of the five chapters and this way probably would have received a higher judging. From 2000 on there was more appreciation for my approach. At exhibitions there had virtually no attention being given to the postal history post the NNG and UNTEA period and most judges were not well informed about Irian Barat and Irian Jaya / Papua.

A fellow member of ZWP, very interested in New Guinea, convinced me several years ago to copy my exhibit. At my own expense I made 15 copies, which quickly sold out. Hans Kremer bought one in Loosdrecht, if I am not mistaken, and he soon informed me that as editor of ASNP he would like to publish it in serial form. And so it happened.

In the mean time the exhibit has grown to 120 pages. I have corrected some minor mistakes here and there and replaced some pages. I will show it again at Hertogpost (28-30 May, 2010 in the Brabantshallen 's-Hertogenbosch). Hopefully I get to meet some ASNP members.

I want to thank Hans Kremer for the excellent co-operation and friendly contacts. I would also like to thank Ben Jansen, who I unfortunately never met. He did an excellent translation job. He will certainly be relieved that the series is over now.

In the future I hope to write some more for the ASNP, for example on mail between NNG and the USA.

For the ZWP publications I'll keep on writing about NNG and UNTEA.

I encourage the members of ASNP to contact me with questions or comments. It's always nice to get in touch with like-minded collectors.

Han Dijkstra  
j.dijkstra50 @ chello.nl

## WEBSITES WORTH VISITING

<http://www.postzegelblog.nl/2009/03/24/twee-etiketten-een-mislukt-experiment-1/>, and its continuation:  
<http://www.postzegelblog.nl/2009/03/31/twee-etiketten-een-mislukt-experiment-2/#more-12083>

Anybody interested in the two Dutch Internment stamps of 1914 should have a look at these two Websites. It is an extensive two part article (Dutch)

<http://www.aalmeyer.com/dutch%20story.htm>

A history of the Netherlands through stamps. This site (English!) gives a nice overview of the history of the Netherlands through its stamps. Definitely worth a look.

<http://www.pagowirenl.nl/stamps/inf-c10.asp>

The 1933 Special Flights airmail stamp  
The NVPH airmail #10 / Scott C10 airmail stamp of 1933 is a very interesting stamp. Its shape alone, triangular, makes it stand out. Then there is the story behind the stamp, that is far more than the simple description "Fokker Pander" in Scott.

This description makes no sense and is incomprehensible without a lot of background knowledge of Dutch aviation history. For instance, there has never been a Fokker airplane called Pander. The stamp was issued in October 1933 for two special flights to Batavia that were to be made later that year. The stamp was for the extra postage needed to send your card or letter on the special flights. But things turned out to be less straight forward than expected. It was a long story, but interesting.

<http://www.postzegelblog.nl/>

It has a daily short philatelic article, but also up-to-date links to Websites of Dutch stamp clubs. Sometimes interesting articles can be found there as well.

<http://books.google.com/>


This site opens a box and when you enter Staatsblad for example you will be treated to Dutch Staatsbladen going back to the 19th century. In these Staatsbladen you can find announcements about stamp issues, rates and other items of interest to us philatelists. A great site for postal history buffs. (Dutch)

[http://nl.wikipedia.org/wiki/Lijst\\_van\\_personen\\_op\\_postzegels\\_van\\_Nederland](http://nl.wikipedia.org/wiki/Lijst_van_personen_op_postzegels_van_Nederland)

If you are curious about the background of persons shown on Dutch stamps, this is the site for you.

<http://www.schilderijpostzegel.nl/>

then click on Cat.Europa and then on Nederland for Dutch stamps with paintings and painters on them. There are 141 of them, all of them on Dutch stamps issued since 1930.



## NEW PHILATELIC PUBLICATIONS

### Netherlands Philatelists of California 40th Anniversary, 1969-2009

The Yearbook contains 105 color illustrated pages divided over 14 articles.

The table of contents reads as follows:

The Roesli Cover by Mardjohan Hardjasudarma

The First (and only) Netherlands 40 Cent Airmail Postage Stamp  
by Hans Kremer

Some Insights on Identifying Netherlands Indies Cancels by Stuart Leven

Means of Western European Mail Transportation to 1600 by Kees Adema

The 1948 "LETTERS ABROAD PROGRAM" of the United Nations  
Council of Philadelphia  
by Franklin Ennik

Hari Ibu - Indonesia's Mother's  
Day Stamp by  
Mardjohan Hardjasudarma

The First Two 40 cent stamps  
issued by the Netherlands by  
Max Lerk

Airmail Use of the 1934 Queen  
Emma Charity Stamps by  
George Vandenberg

The PanAm Clippers and the  
Most Southerly Transatlantic  
Route of 1941 by Hans Kremer

The International Postal  
Exposition Veth Issue of 1924  
by Burton Miller

Secret Writing and Chemical  
Censoring of the Mails by the  
German Postal Authority by  
Franklin Ennik



The Post Office Collected Taxes? by HansPaul Hager

The Japanese 2nd Imperial Guards Division on Sumatra by Stuart  
Leven

The four sons of Aymon (*De Vier Heemskinderen*) by Hans  
Kremer

This is already the 8th anniversary booklet put together by the enthusiastic members of the Netherlands Philatelists of California. The authors of this outstanding lineup of articles have brought together a great deal of knowledge from scattered sources with updated summaries and have also introduced subject materials not previously published.

*Netherlands Philately*, Vol. 34, No. 5



*A handwritten envelope (chemically censored), mailed from Breda to the International Red Cross office in Geneva, Switzerland on February 10, 1944. The cover was censored in Munich (d) since its destination was Geneva.*

A philatelic subject not often seen is Franklin Ennik's summary article about chemical censoring of the mails illustrated with Netherlands materials. In 16 pages he summarizes the composition of these censormarks, its history and application.

(HK)

The publication is a 8 1/2 x 11 soft cover publication

A limited number of copies are available for sale.

Costs (includes shipping):

U.S. addresses \$ 30

Canada \$ 33

Rest of the World \$ 40 (or 30 Euro to be deposited in ABN-AMRO bank account 57.90.93.050.

Name: F. Ennik, Schiphol)

Mail orders to:

Frank Ennik

3168 Tice Creek Drive # 3

Walnut Creek, CA 94595-3772

Email: ennik123@att.net

**Nederlands-Indie in oorlog** (The Dutch East Indies during the war (correspondence between May 10, 1940 and December 27, 1949)) by P.R. Bulterman

This hardcover publication ( 7 3/4 x 10 inches) is mainly made up of letters, postcards, and official forms written during WWII in the Dutch East Indies. The publication is in Dutch but most illustrations are easy to interpret and with the help of the Google translator program one will have a good understanding what it is all about.

The 330 page book consists of the following chapters:

German internment in the D.E.Is during 1940-1947

Correspondence between 1940 and 1942

Correspondence during the Japanese occupation of 1942 till 1945

Correspondence 1945 till 1950

Postal markings on the 1940 to 1950 correspondence

The Red Cross forms of 1940 till 1950

The Red Cross during the Japanese occupation

The Red Cross during 1945 till 1950

Here too we are dealing with a book that mixes history with philately. The historical aspects are derived from the contents of the letters, postcards and completed forms.

Although all illustrations are in color their quality is less than optimum for a 2010 publication. Let it not prevent you from ordering a copy since the contents itself are sufficient for you to consult this book any time you encounter a letter or postcard from this era.

ISBN 978-90-800977-4-2

Order from Nederlandsche Postzegelveiling, Leeuwendeldseweg 14, 1382 LX Weesp, The Netherlands

Email: paul.bulterman@wanadoo.fr

I paid € 65 for the book (including shipping to the US)

## MAGAZINE REVIEWS

*Note: In general only those articles with philatelic subjects related to the Netherlands and its former Colonies are discussed here; many other articles of interest appear in these publications. Only those publications with new information are discussed.*

*Photo copies can be made available (at the cost of reproduction plus mailing) to anyone interested in a particular article. Contact Hans Kremer, 50 Rockport Ct., Danville, CA 94526 (hkremers@usa.net).*

### Maandblad Filatelie

Maandblad Filatelie - Brouwer Media - P.O. Box 20, 1910 AA Uitgeest, The Netherlands.  
Subscription € 27 / yr., € 44.20 for foreign countries, free to members of Dutch philatelic societies.

January 2010 - The issue's main article talks about Raden Saleh, a Javanese painter operating between two cultures. An exhibition of his paintings was held earlier this year in Utrecht. Raden Saleh was comfortable in the aristocratic circles in the Dutch East Indies as well as among his own people. Although born (early 1800s) on Java he spent a considerable amount of time in Europe (mainly the Netherlands and Germany) where he became known as an excellent painter. His most famous painting is "The arrest of Diponegoro". Prince Diponegoro, born Bendoro Raden Mas Ontowiryo (November 11, 1785 – January 8, 1855) was a Javanese prince who opposed the Dutch colonial rule. He played an important role in the Java War (1825-1830). In 1830, the Dutch exiled him to Makassar.

### February 2010

Otto Koene wrote an interesting article about Dutch machine cancels, with the subtitle "Why is the Dutch 'flag' on the left?". Machine cancels have a 'pole' and a 'flag'. Originally the flag was on the right, causing the stamps to be barely visible in some cases. After philatelists complained, the order was changed in 1932, although many examples exist with the pre-1932 setup. During the 1950s the PTT went back to the original setup, with the latest change to the current

setup (flag(l), pole(r)) taking place in 1961.

March 2010 This issue was dedicated to Russian philately, however Mr. van der Vlist in his column on fakes and forgeries shows fake Dutch numeral cancels. In some detail he discusses fabricated cancel numbers 110, 142, 143, 146, 192, 206, 234, 244, and also # 259, the last numeral cancel issued.

Of the falsified #142 (shown here) van der Vlist states



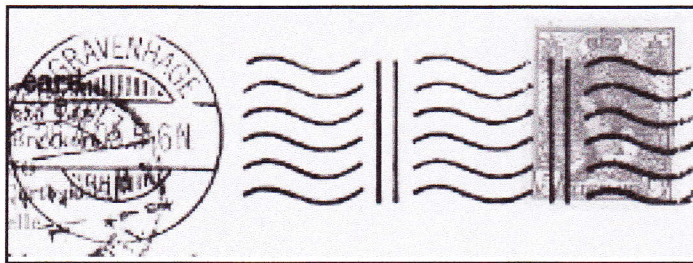
za - uitvergroot. cijfer 1 veranderd in 4

that this is a 'modified' # 112, i.e. the second "1" of "112" is changed from a "1" to a "4".


I've copies of the impressions of two numbers 112 and the number 142 as they appear in the official "Stempelboek", and I can't say I agree with Mr. van der Vlist. The illustrations would take up too much space here but I'll be glad to send anybody interested in this, a good size scan so you can judge for yourself.

### The Netherlands Philatelist -

Magazine and Newsletter, each published three times a year by the Netherlands Philatelic Circle ( Secretary, Newsletter Editor, Magazine Coordinator: Paul McGowan, 50 Laburnum Lea, HAMILTON, Lanarkshire, ML3 7LZ, United Kingdom). Membership (this includes the Magazine as well as the Newsletter): £ 20 per year for members beyond Europe.



*Machine cancel with 'pole' (l) and 'flag' (r)*



*Machine cancel with 'pole' (r) and 'flag' (l)*

Newsletter, January 2010 Eight pages, mostly with general club news and recent stamp issues, but also the usually interesting section with questions from and answers to the members. This time with questions about some 1876 issues with extended margins at the bottom, a Curaçao malaria cover and a mysterious cover sent to the Netherlands in 1971 during the U.K postal strike.

#### Magazine, Vol. XXVII, Number 6, March 2010

The 1944/45 emergency cancels are treated in a translation of an article on this subject as it was published in the Maandblad of March 1971. The roughly 30 cancels range from Afferden (LB) to Ysselstein (LB). Klundert was one of these. - The article is followed by a translation of Henk Hospers' article (Filatelie 2008, #9), on the 'open 4' of 1945 cancels (refer also to ASNP Magazine, Vol. 34, No. 2, pages 36 and 42). - Julian van Beveren continues his "Sardines and Submarines" story. The article is richly illustrated with Red Cross 'letters' of 1943 and 1944. The Red Cross was often used as the go-between of soldiers and the home front. The soldier in question in this article did move around a lot and the Red Cross had a hard time keeping up with him.




#### Netherlands Philatelists of California

Membership dues are \$ 12 for corresponding USA and Canada based members; \$ 17 for regular members attending the monthly meetings, and \$ 18 for international corresponding members.

Secretary/Editor: Frank Ennik, 3168 Tice Creek Dr. # 3, Walnut Creek, CA 94595-3772 E-mail: ennik123@att.net

Website: www.angelfire.com/ca2/npofc.

The December 2009, January, February, March, and April 2010 issues contained additional information about the just released 40th anniversary Yearbook. All issues of the Newsletter are now in full color. In addition to the usual Cancel -, Cover - and Third Category of the Month winners there are short articles about rocket mail, postal censureship in 1946, a "Mijlpaal 1950" slogan cancel, 10 cent overprinted D.E.I stamps of 1901, postal items franked with selvage portions of stamps, UNTEA overprints, the Zutphen - Enschede rail connection in 1871, a censured 1916 cover, and a



lesser known *mailman delivery cancel*

*Netherlands Philately, Vol. 34, No. 5*

#### Nederland onder de Loep

The Rundbrief (whose official name is "Nederland onder de Loep") is our German 'sister organisation's publication. The ASNP and ARGE (Arbeitsgemeinschaft Niederlande e.V.) exchange their respective publications. The Rundbriefs are available from the ASNP library.

Arge Secretary: Peter Heck, Tiefengasse 33, 65375 Oestrich-Winkel, Germany.

Membership is € 22.

#### Rundbrief # 185, April 2010

The story of the Dutch 'railway postal cards' is covered by a translated article, originally written by J.M van Putten. These are fairly ordinary looking postal cards, but they were specifically designed to be used to pass on information related to the Dutch railways. Their main purpose was to quickly inform customers about an arriving shipment sent by train. Ten of these cards are shown, the oldest one of 1873, the last one of 1967. - M. Hönes writes about the "Geadviseerd" notation on DEI letters. This refers to a simplified form of registered mail only to be used by officials.

#### ZWP (Zuid West Pacific)

The ZWP (South West Pacific) studygroup covers not only the postal history of the South West Pacific but also of the Dutch West Indies. The publications consist of a Mededelingenblad (Newsletter/Magazine type) and a Mededelingenblad -Bijlage (Supplement). Dues are € 30 / yr for overseas subscribers. Secretary: J.A. Dijkstra, Dolderstraat 74, 6706 JG Wageningen, The Netherlands (j.dijkstra50@chello.nl)

#### February 2010

##### Three separate items were received

1: A special issue dedicated to the DEI cancels of Fort de Cock, starting with numeral cancel # 55 of 1883, and ending with a longbar cancel of 1939. (35 pages)

2: Postoffices and Rumah Pos in West New Guinea (Irian Barat - Irian Jaya - Papua) (11 pages)

3: Mededelingenblad - About 15 short articles, dealing with trainstop cancels of Boedoeran, Boetoe, and Tjimini, a new variety of D.E.I numeral cancel # 69, various N.N.G items (a 'new' platefault, overprint types, abuse of Hollandia-Noordwijk 2 cancel), a Nieuw-Guinea Raad cover with signatures of its members, airmail in pre-WWII D.E.I: KLM's extra flights, postal cancellations (long- and shortbar) used in Indonesia (article is in German), Netherlands Antilles mail to the 'Bureau de Poste/Expédition der Recommandées' in Amsterdam which meant that something had gone wrong with registered mail sent from the Netherlands to the N.A (52 pages).

## RECENT ISSUES

### Week of the Book

March 9, 2010

This stamp is a little book and as such is a t h r e e dimensional object.

The unique book stamp, measuring 3 x 4 cm, can simply be stuck on an envelope. Its face value is 2 euros and 20 cents and it can be used for mail items weighing up to 500g. The book can be detached from the envelope by the recipient and then read. The little book contains a short story entitled *Wat is erger... (What is worse...)*

The stamps are available while stocks last from the Collect Club in Groningen, online at [www.tntpost.nl](http://www.tntpost.nl) and from the usual outlets. The stamps are valid until further notice.

**Denomination** is 2 euros and 20 euro cents.

#### **Technical Details:**

Date of issue : 9 March 2010  
Size : 30 x 40 mm  
Perforation : not perforated  
Paper : ungummed postage stamp paper  
Gum : gum partially applied by screen print  
Print process : offset (and screen print for gum layer)  
Print run : 250,000 stamps  
Printer : Joh. Enschedé Security Print  
Print colors : yellow, magenta, cyan and black  
Stamp type : one special stamp in the form of a small book



### Now that deserves a card!

29 March 2010

When you want to congratulate someone on a marriage or a birth, wish someone happy birthday, or say get well soon: Now that deserves a card!

In previous years this particular issue was known as the Weeks of the Greetings Card. .



The image of a four-leaf clover is the legendary symbol for good luck. This is why the four-leaf clover is so suitable for use on the stamps for greetings cards, and actually any cards at all: it is a universal symbol.

**Denomination** The face value of each stamp is 44 euro cents.

#### **Technical Details:**

Date of issue : 29 March 2010  
Stamp type : sheetlet with three identical special stamps  
Designer : Karen Polder, The Hague  
Stamp print colors : yellow, magenta, cyan and black  
Size : 36 x 25 mm  
Perforation : 13 1/4 : 13 3/4  
Paper : normal with phosphor tagging  
Gum : synthetic  
Print process : offset  
Print run : 410,000 stamp sheetlets  
Printer : Joh. Enschedé



**Beautiful Netherlands 2010: Arnhem and Maastricht**  
**29 March 2010**

On 29 March 2010, both Maastricht, capital of the province of Limburg, and Arnhem, capital of the province of Gelderland, were given their own stamp sheetlet as part of the Beautiful Netherlands 2010 series.

**ARNHEM**



The highlights of the city, accentuated on the border of the sheetlet through the use of silhouettes (mainly in green hues in reference to Arnhem's designation as the "Greenest City"), include the medieval Sabelspoort gate, ArtEZ Institute of the Arts, the John Frost Bridge, St Eusebius Church and city hall.

**MAASTRICHT**

On the stamps, in the silhouette of the Basilica of Saint Servatius we see a part of this church, as well as a part of the Helspoort gate. At the bottom, the St Servatius Bridge connects the basilica with the Church of St John, and in the silhouette of the latter we see a photo fragment of the Bonnefanten Museum. To the right, a sculpture appears to be pursuing a fool's cap, moving to the sound of André Rieu's violin.



**Denomination** The face value of each stamp is 44 euro cents.

**Technical Details**

Stamp type : sheetlet with five special stamps  
 Stamp print colors : yellow, magenta, cyan and black  
 Size : 20.8 x 25.3 mm  
 Perforation : 14 1/2 : 14 1/4  
 Paper : normal with phosphor tagging  
 Gum : synthetic  
 Print process : offset  
 Print run : 94,500 sheetlets Arnhem;  
 : 97,000 sheetlets Maastricht  
 Printer : Joh. Enschedé

**Lighthouses:**  
**27 April 2010**

The Dutch term for lighthouse *vuurtoren* translates literally as "fire tower" in reference to the fire that used to burn as a beacon in the tower in centuries past. This used to be the case, for example, in the Brandaris lighthouse on the Dutch island of Terschelling and the church tower of Goedereede in the south west of the Netherlands. Nowadays the lighthouses have electric lamps that use a system of mirrors and lenses to concentrate the light so that it can be seen from far out at sea, in many cases up to a few dozen nautical miles. Each lighthouse emits light in its own specific sequence, known as the light character or pattern, to enable sailors to pinpoint their location at sea. Now, with today's modern communication and navigation systems, some lighthouses have an additional function, enabling them to be identified by ships thanks to their radar beacon.

TNT Post is paying tribute to Dutch lighthouses by issuing a very special stamp sheetlet entitled "Lighthouses", featuring Breskens lighthouse.



Built in 1867, this lighthouse is situated on the Western Scheldt estuary in the south-western province of Zeeland. It was designed by Quirinus Harder and is the oldest cast iron lighthouse still standing in the Netherlands.

**Denomination** The face value of the stamp is 7 euros (!) (domestic rate for registered mail).

**Technical Details:**

Size : 35 x 35 mm  
 Sheetlet size : 104 x 71 mm  
 Perforation : 13 3/4 : 13 3/4  
 Paper : normal  
 Gum : synthetic  
 Print process : offset and screen print  
 Printer : Joh. Enschedé  
 Stamp print colors : offset yellow, magenta, cyan and black  
 Screen print : **glow-in-the-dark ink (!)**  
 Print run : 255,000 stamp sheetlets  
 Stamp type : sheetlet with one special stamp